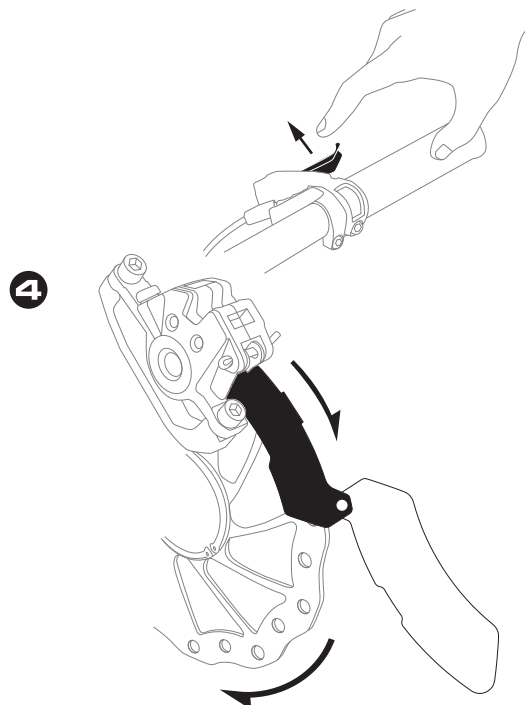
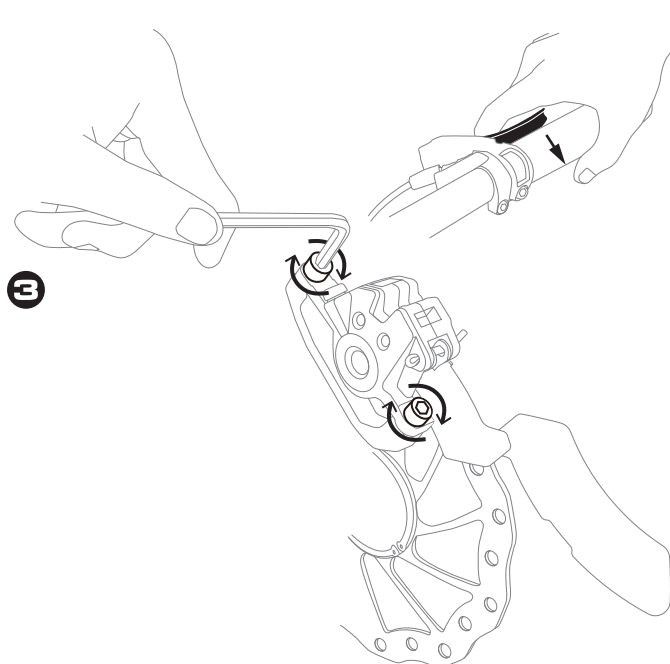
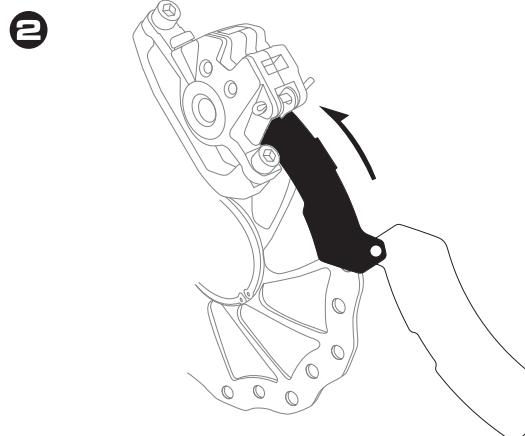
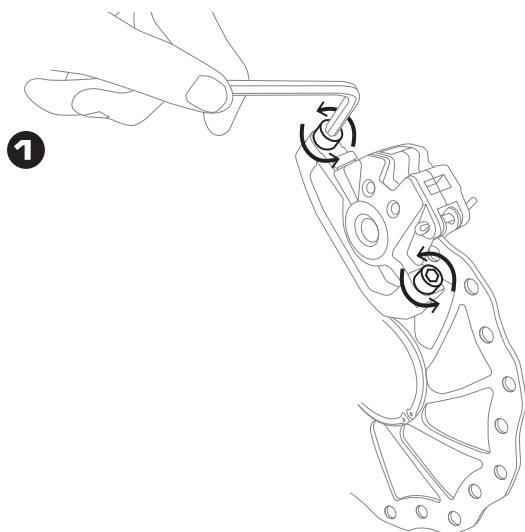
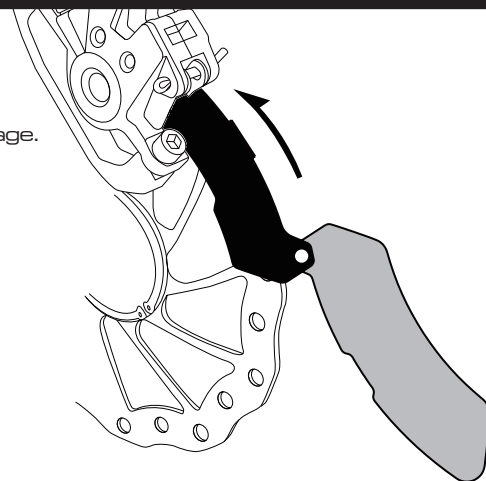


- Disc brake calliper alignment tool.
- Creates an even spacing between brake pads and rotor for calliper adjustments.
- Folding handle enables better accessibility when in use, and provides a buffer in storage.
- Accommodates both two- and four-piston callipers.

Instructions of Use :

- 1 Slightly loosen the bolts connecting the calliper to the fork/frame.
- 2 Place Razor Clam on the rotor and slide it in between the disc brake pads.
- 3 Apply the brakes and, with Razor Clam in place, tighten the bolts of the calliper.
- 4 Release the brakes, turn the rotor and allow Razor Clam to slide out.



Note :

- Max. rotor thickness : 2.3mm
- Always allow Razor Clam to slide out to a reachable position before retrieving.
- To prevent deformation, please avoid bending or squashing the product from the sides.
- DO NOT apply oil or grease of any form.